



Combi

Combi Vertical Diaper Changing Station Smart Hold OKF11 Instruction Manual

Read this instruction manual carefully to ensure correct use.

Safety Precautions

- The precautions shown here are classified into "Warning" and "Caution" according to the magnitude and imminence of the hazard or damage to the child or the person operating the product if the product is improperly handled. Be sure to read carefully before use and observe it for safety.

 Warning	Ignoring the instructions or misuse may result in severe injury or death.
 Caution	Ignoring the instructions or misuse may result in injury or property damage.

How to Use

Warning



Child May Fall



Do Not Leave



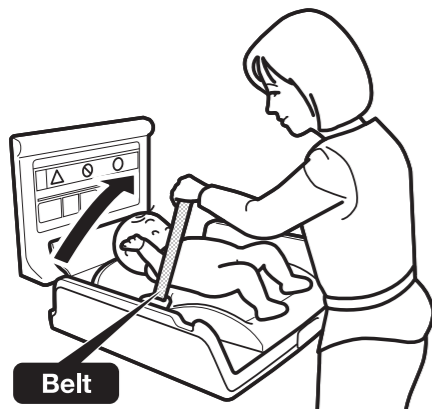
Keep Eyes on Child
all the Time

 Do not allow child stands up.

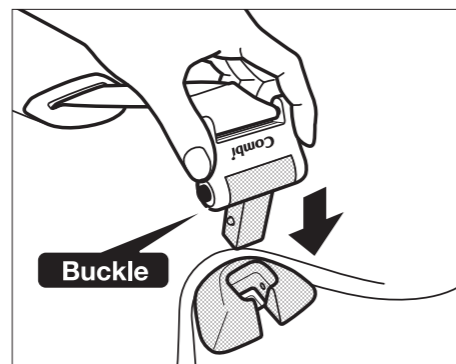
 The belt is to prevent the child from shifting sideways. It is not for preventing falls.

Applicable Age	Weight 15kg or less, 1 month to 2.5 years old	Maximum Load	Bed : 300N (30kgf) Baggage Hook (one side): 50N (5kgf)
-----------------------	---	---------------------	--

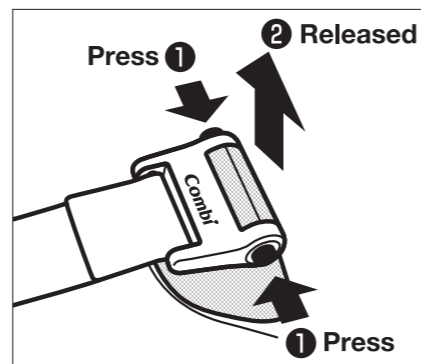
① Pull out the belt.



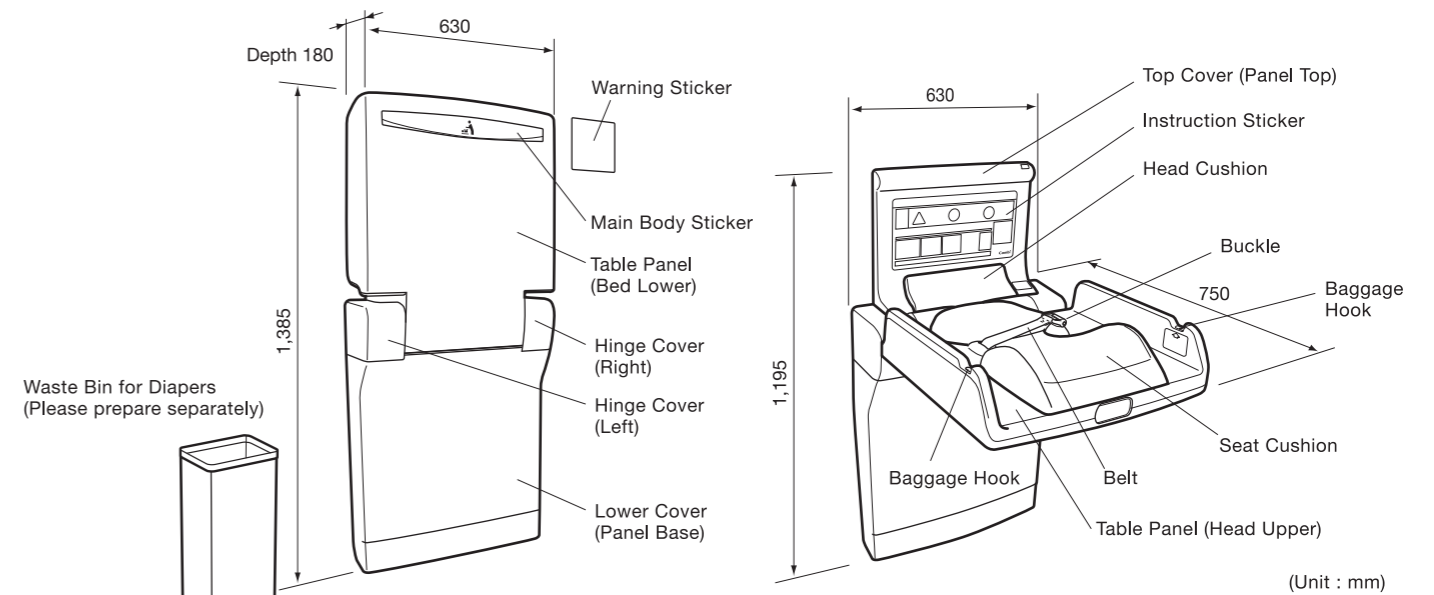
② Insert the buckle until it clicks. Pull the belt and make sure it is securely fastened.




③ Press the button on the side of the buckle to release.




Name and Dimension



 **Warning** Install the trash bin for diapers near the product to avoid leaving the child unattended.

Maintenance and Inspection


 **Warning** Carry out daily inspection, and periodical inspection once year to ensure safety. For details, refer to the "Inspection Manual" enclosed. If the inspections are not carried out, degradation or damage to the product may not be discovered, which may cause injuries or serious accidents.


Contact your sales agent for repair part (for a charge).

- The product life is 7 years. The storage period of repair part is 5 years after the final production.

How to Care

- This product dedicates to changing diaper for children. Clean regularly to keep immaculate after installation.
- When cleaning, use diluted neutral detergent to wipe, then wipe it with wet cloth, then wipe with dry cloth to take off moisture.

 **Warning** Do not splash water on the product or avoid extreme moisture. The rust on the part or the material may cause the product to fall off and it causes injuries or serious accidents.

 **Caution** Do not use detergents other than neutral detergents. (Other detergent may cause deterioration, fade, crack or damage on plastic.)

Product Specifications

Product Number	OK-F11
Product Name	Vertical Diaper Changing Station Smart hold OK-F11
Dimensions	W630×D180×H1,385 (開時W630×D750×H1,195)
Product Weight	32kg
Material	• Main Body/ABS plastic, Steel • Cushion /PVC

* Product specifications are subject to change without notice due to improvements.
When disposing of the product, use an appropriate method according to the local legislation on waste disposal.

CombiWith Corporation

Head Offices: 2-6-7 Motoasakusa, Taito-ku, Tokyo 111-0041 Japan
Tel: 03-5828-7631 Fax: 03-5828-7630